

# Invincible II™



## Defiant™ II Single Point Latch (SPL)

These are snapshot specifications for quick reference and product selection. Full MasterFormat Specifications with expanded product information can be found on [pencoproducts.com](http://pencoproducts.com) and may include updates as a result of Penco's continuous product improvement initiatives.

### At a Glance...

- Athletic KD Lockers with Single Point Latch
- Single Point Latch with integrated door pull and Anti-Pry Lug
- 14 ga. doors with continuous hinge



## SNAPSHOT SPECIFICATIONS - Section 10 51 13

### PART 1 - GENERAL

#### 1.01 SECTION INCLUDES

Heavy Duty Knocked Down Lockers

#### 1.02 REFERENCES

ADAAG - Americans with Disabilities Act, Accessibility Guidelines.

#### 1.03 SUBMITTALS

Submit under provisions of Section 01 33 00. Shop Drawings shall show dimensioned plans, elevations, and sections.

#### 1.04 DELIVERY, STORAGE AND HANDLING

Store products in manufacturer's unopened packaging until ready for installation to protect the locker finish and adjacent surfaces from damage.

### PART 2 - PRODUCTS

#### 2.01 MANUFACTURER

Acceptable Manufacturer: Penco Products, Inc., which is located at: 1820 Stonehenge Drive, Greenville, NC 27858; Tel: 800-562-1000; Fax: 800-248-1555; Email: [general@pencoproducts.com](mailto:general@pencoproducts.com); Web: [www.pencoproducts.com](http://www.pencoproducts.com)

Lockers shall be GREENGUARD Gold Certified by UL Environment through the GREENGUARD Certification Program.

#### 2.02 MATERIALS

**Steel:** All Penco standard lockers are constructed using prime grade steel free from surface imperfection suitable for powder coating. Alternate material: Prime grade steel shall be fabricated using galvanneal steel and finished in the same manner. Forged steel coat

hooks with balled ends and truss fin head bolts and hex nuts will be zinc coated and supplied for all lockers unless otherwise indicated.

#### 2.03 HEAVY DUTY LOCKERS

**Acceptable Product:** Penco Invincible II Defiant II, knocked down lockers. Tops, Bottoms, Sides, and Shelves shall be fabricated from 16 gauge and backs from 18 gauge sheet steel. Locker doors shall be 14 gauge. 6 inch legs are standard and can be deleted as a no cost option.

**Door Frame:** Channel shape, not less than 16 gauge steel. Provide vertical door frame members with additional 3/8 inch (9.5 mm) flange as a continuous door strike. Intermediate cross frame members are standard on double and triple tier lockers.

**Single Point Latch Doors:** One piece sheet steel with full channel formation on lock side, channel formation on hinge side, right angle formations across top and bottom, with holes for attaching number plates. All doors up to 18 inches wide and 20 inches or higher will include a 3.5 inch wide 18 gauge vertical reinforcing pan welded to the hinge side flange, top and bottom angle formations, and inner face of door. Doors over 18 inches wide by 20 inches or higher will include a full width, partial height horizontal 18 gauge pan concealing the rear of the recessed pocket and welded on all 4 sides.

**Ventilation:** Doors and locker sides as standard have 3/4 inch (19 mm) wide by 1-1/2 inch (38 mm) high diamond-shaped perforations. Doors less than 20 inches tall have 7/16 inch (11

mm) wide by 15/16 inch (24 mm) high diamond-shaped perforations. Both doors and sides are available as solid as a no charge option.

**Hinges:** Continuous type: 16 gauge piano hinge measuring full height of door. Welded to door and attached to locker frame using steel rivets.

#### 2.04 DOOR HANDLES AND LATCHING 1, 2 and 3 Tier Featuring Single Point Latching:

Defiant II single point latching with recessed drawn and brushed stainless steel pocket fastened to the door with two tabs and a positive tamper-resistant decorative fastener. Depth shall be sufficient to prevent a standard combination padlock, built-in combination lock, or key lock from protruding beyond door face.

**Locking Device:** 11 gauge steel hasp welded to locker frame; include surface for engaging the horizontal bolt of a built-in combination or key lock and anti-pry lug and slot to deter prying open when locked. Firmly secure rubber silencers to locker frame.

**Alternate Locking Device:** 11 gauge steel hasp welded to locker frame; include surface for secure wrap around vertical engagement by a built-in rotary-type lock to deter prying open when locked. Hasp must be adaptable to common horizontal throw locker lock and padlock use. Firmly secure rubber silencers to locker frame.

#### 2.05 INTERIOR EQUIPMENT

Single Tier 48.5-inch high or higher come with hat shelf and hooks. Double Tier and Triple Tier only come with hooks, quantity and location of hooks are based on width and depth of locker.

## SNAPSHOT SPECIFICATIONS (continued)

**ADA-Compliant Lockers (Recessed Handles with Multi-Point Latch):** Single Tier: Hat shelf 48 inches from locker bottom or lower as required by base condition. Double Tier: Only bottom opening, a shelf placed 15 inches off the floor or lower as required by base condition.

### 2.07 FABRICATION

Fabrication shall be on the unit principle, each locker with individual door and frame, individual top, bottom, back, and shelves, with common intermediate divisions separating compartments.

**Finish:** Hybrid Polyester powder coat paint finish electrostatically applied and properly cured to manufacturer's specifications for optimum performance. Finishes releasing VOC's and subject to out-gassing are not acceptable. Locker exterior and interior shall be painted the same color. Standard coating thickness is 1 to 1.2 mils (0.025 to 0.03 mm) dry film thickness minimum. Powder Coat Plus option is 2 to 2.2 mils (.05 to .055 mm). Colors as selected from manufacturer's standard colors.

components shall match color of door and frame.

**Alternative Finishes:** Custom color match, Anti-Graffiti and Anti-Microbial are available.

### PART 3 - EXECUTION

#### 3.01 EXAMINATION

Do not begin installation until substrates and bases have been properly prepared. If substrate and bases are the responsibility of another installer, notify Architect of unsatisfactory preparation before proceeding.

#### 3.02 INSTALLATION

Install metal lockers and accessories at locations shown in accordance with manufacturer's instructions. Install lockers plumb, level, and square. Anchor lockers to floor and wall at intervals recommended by the manufacturer. Bolt adjoining locker units together to provide rigid installation.

#### 3.03 ADJUSTING

Adjust doors and latches to operate without binding. Verify that latches are operating satisfactorily. Adjust

built-in locks to prevent binding of dial or key and ensure smooth operation prior to substantial completion.

Touch-up with factory-supplied paint and repair or replace damaged products before substantial completion.

#### 3.04 PROTECTION

Protect installed products until completion of project.

Get the Full Specifications Here

Log On:



Visit:

[pencoproducts.com/design-professionals/](http://pencoproducts.com/design-professionals/)

Refer to Invincible II Snapshot Specifications for Elevations showing Door Configurations for 1 Tier, 2 Tier and 3 Tier


### The Single Point

The Defiant II Single Point Latch (SPL) for Guardian lockers is for those desiring a heavy gauge door offering improved security with the low maintenance inherent in a door with no moving parts.


Each door has a patented deep drawn stainless steel pocket handle with an integral door pull. The doors can be locked with a conventional padlock, using the padlock staple protruding through the recessed handle (recommended) or with a built-in lock.



Vertical Pan




Horizontal Pan



#### Bracket Support.

Braces the hasp against the locker side panel for greater tamper resistance.



#### Anti-Pry Lug.

Defeats prying attempts by capturing the door flange and preventing separation from the door channel.

# PENCO



Every customer's first choice to transform space into safe, secure and effective storage.

**PENCO PRODUCTS, INC.** | 1820 Stonehenge Drive, Greenville, NC 27858  
800-562-1000 | Fax: 800-248-1555 | [pencoproducts.com](http://pencoproducts.com)